



# THE DIAMOND RANGE



Established 1979

# Content

Inspiring Ideas For Your Home	Page 02
Composite Front Door Range	Page 03 - 04
Thermal Efficiency	Page 05 - 06
Take Your Pick	Page 07 - 08
Traditional Door Styles	Page 09 - 28
Contemporary Door Styles	Page 29 - 36
Heritage Door Styles	Page 37 - 42
Soild Options	Page 43 - 44
Side Panels	Page 45 - 46
Fire Doors	Page 47 - 48
Obscure Glass Options	Page 49 - 50
Colour Options	Page 51 - 52
Hardware Options	Page 53 - 60
Your Questions	Page 61 - 62



# Inspiring Ideas For Your Home

Along with quality, we have not forgotten style. Whether you live in a traditional or modern home we have a design to suit.

In this brochure you are sure to find a style to meet your taste with a vast range of colours, woodgrain finishes, glass options and hardware. Every door will be tailored to your requirements.

All our doors comply with the latest building products regulations and we are BSI registered which assures you of our commitment to each and every door.

## **All doors come complete with:**

- Fully reinforced 70mm PVC-U outer frame.
- A full multipoint locking system with anti-bump cylinder, keeps, handles and threshold.
- Doors are pre-hung in their frame left or right handed to your requirements.
- All double glazed units are made to EN1279 for added security and insulation.
- Secured by Design approved specification available on request.
- 10 year guarantee as standard.

We can also supply a range of extras including letterplates, door viewers, numerals, cills and knockers.



# Composite Front Door Range

Low maintenance finish, wipe clean with a damp cloth to restore its original finish.



Looks like wood but won't dent, warp, bow or flake.



Make your front door stand out from the crowd with a choice of 13 colour options.



16 great styles to choose from including both traditional contemporary and heritage designs.



Personalise your door with our range of hardware including handles, knockers, letter plates and spy holes.



## Door Construction

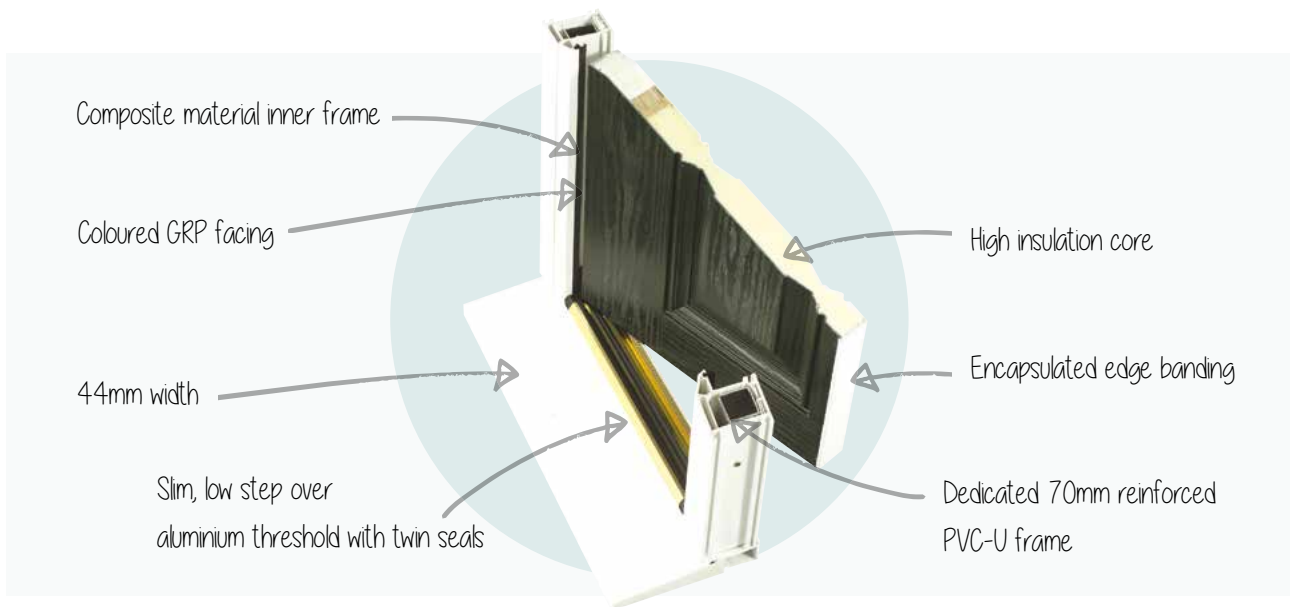
All of the doors in this range come under the phrase GRP. This stands for Glass Reinforced Plastic, and is more commonly known as fibreglass.

GRP is a material that is commonly used in the most challenging marine applications, making it a perfect for external doors.

Our door requires very little maintenance and can be manufactured in a variety of styles. It has a high resistance to denting, warping, twisting, splitting, peeling, flaking, cracking and fading, making them extremely durable.

At Sun our composite doors benefit from the aesthetic, traditional appearance of wooden doors, without the regular maintenance needed to keep them looking great, all whilst boasting greater thermal efficiency.

Each door is made-to-measure to ensure the exact size and shape for your property. Once installed it will never need re-adjusting.



## Why Fibreglass?

Fibreglass is best described as a combination of the top attributes of all types of modern door materials. Unlike some other types of material, fibreglass will not splinter, dent or rust assuring you of a sound investment for your property. Our doors are finely crafted to replicate the appearance of wood. We combine the elegance of timber with the high performance thermal and security aspects you would expect.

Fibreglass has been used in many applications such as boat building, army tanks and formula one cars, showing just how robust the material is.



# Thermal Efficiency

All our Doors are assessed under a scheme by the British Fenestration Rating Council (BFRC) called the Door Set Energy Ratings Scheme (DSER).

This scheme follows a familiar rating system often found in common household items such as fridges and televisions. The scheme shows how energy efficient each door is on a sliding scale 'A++' rated being the highest achievable.



**7 styles A rated** classified doors with less than 5% of glass area.



**9 styles B rated** classified doors with 5% to 20% glass. Requires Low E glass.



\*Estimated values



Energy Door

Perma-door  
Un glazed Pedestrian Door  
A Rated

Reg. No.: D1416      M713

Review Date: 12/2016

Please visit [www.bfrc.org](http://www.bfrc.org) to check the validity of this licence.

This label is not a statutory requirement. It is a voluntary label selected as a customer service to allow consumers to make informed decisions on the energy performance of competing products.

© Only to be reproduced by permission of BFRC Ltd.

This rating is increasingly important as it could reduce your heating bills significantly by less heat escaping through an ill fitting or thermally inefficient door.

Here at Sun, we have 7 styles that have achieved an A rating. The other styles, because they have a larger area of glass in the door have a very creditable B rating, keeping your property warm whilst reducing your energy bills.

# Take Your Pick

Follow our step by step guide to make selecting your new Composite Door as easy as 1, 2, 3...



## Door Style

Along with quality, we have not forgotten style. Whether you live in a traditional or modern home we have a design to suit. Solid or glazed? Traditional, contemporary or maybe heritage? We have a huge variation for you to choose from!

DOOR STYLE



## Glass

If you select a glazed design we have many decorative and plain glass options for you to choose from. All double glazed units are made to EN1279 for added security and insulation.

We can also offer side panels in a number of designs should you want to increase the light in your entrance area.

GLAZING OPTIONS







COLOUR OPTIONS

## Colours

With 13 great colours to select from you really will be spoilt for choice. For a more traditional timber feel you could opt for Rosewood or Antique Oak. Maybe you'd like the old fashioned charm of our Chartwell Green or Soft Cream, or maybe you'd like to add a dash of colour with one of our Red or Aubergine doors. Whatever your colour preference our doors are low maintenance and won't ever need painting.



DOOR SECURITY

## Security

We know how important it is to feel safe, when you are both in and out of the house. This is why all of our doors come complete with a Yale multipoint locking system. This means that the door locks in three places along the opening section giving that extra strength against the frame of the door and cylinder.

If you would like to upgrade to the Secured by Design specification recommended by the police authority then please let us know when you place your order.



HARDWARE OPTIONS

## Hardware

Just like a cherry on top of a cake our hardware range is designed to complement your chosen Door.

We offer a selection of handles, knockers, letter plates and spy holes in a variety of colours and finishes allowing you to truly personalise your door.







# Traditional Door Style

OPTIONS




# Cheltenham

This classic style door continues to remain one of our most popular designs. The simplistic style is brought to life by the exciting glass designs which can reflect your individual style. **Solid option available on page 44.**



## Glass options - clear, obscure and leaded

Please see page 49 for the full choice of obscure glazing options.



Clear  
CM006



Obscure  
CM006



Satin etched  
CM045



CM008



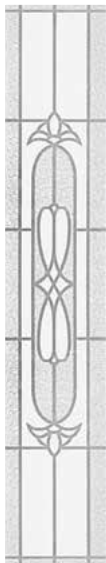
CM009

Matching side panels available

Glass options - decorative double glazed



CM001



CM002



CM004



CM021



CM026\*



CM031\*

Glass options - decorative triple glazed



CM032



CM038



CM039



CM041



CM033



CM044

\*The main feature in the glazing is available in red, blue, green or black. N.B. we create this stunning coloured effect through a mix of colours (not solid) to complement the door.  
\*\*Diamond style glass available in black, green, blue, red or clear.

# Cheltenham Arch

A variation on the popular Cheltenham style with an arch top to the glass cassette, allowing plenty of light into the entrance whilst still retaining privacy.



## Glass options - clear, obscure and leaded

Please see page 49 for the full choice of obscure glazing options.



Clear  
CM006



Obscure  
CM006



Satin etched  
CM045



CM009

Matching side panels available

**Glass options** - decorative double glazed



CM004



CM021



CM026\*\*



CM031\*

**Glass options** - decorative triple glazed



CM034



CM035



CM040



CM042

\*The main feature in the glazing is available in red, blue, green or black. N.B. we create this stunning coloured effect through a mix of colours (not solid) to complement the door.

\*\*Diamond style glass available in black, green, blue, red or clear.

# Cheltenham Brow

Like the Cheltenham Arch, the Brow offers that little differentiation on the glass cassette but with the same stylish glass designs to choose from.



## Glass options - clear, obscure and leaded

Please see page 49 for the full choice  
of obscure glazing options.



Clear  
CM008



Obscure  
CM008



Satin etched  
CM045



CM009



Matching side panels available

### Glass options - decorative double glazed



CM004



CM021



CM026\*\*



CM031\*

### Glass options - decorative triple glazed



CM039

\*The main feature in the glazing is available in red, blue, green or black. N.B. we create this stunning coloured effect through a mix of colours (not solid) to complement the door.

\*\*Diamond style glass available in black, green, blue, red or clear.

# Aintree 2

The glazed top section adds a beautiful feature to this door whilst maintaining your privacy. Choose from our colour options and glass designs to create the perfect finish for your home. **Solid option available on page 44.**



## Glass options - clear, obscure

Please see page 49 for the full choice of obscure glazing options.



Clear  
CM008



Obscure  
CM008




Satin Etched  
CM046

### Glass options - decorative double glazed



AG001



AG002



AG024



AG026\*\*




AG032\*

### Glass options - decorative triple glazed



AG033



AG034



AG045



AG038



AG039



AG041

\*The main feature in the glazing is available in red, blue, green or black. N.B. we create this stunning coloured effect through a mix of colours (not solid) to complement the door.

\*\*Diamond style glass available in black, green, blue, red or clear.


# Aintree 4

The Aintree 4 style allows light into your hallway and makes the glass a real feature of the door adding vibrancy and style to your chosen design.



### Glass options - clear, obscure and leaded


Please see page 49 for the full choice of obscure glazing options.



Clear  
AG012

Obscure  
AG012

Satin etched  
AG048



AG013

AG014

**Glass options** - decorative double glazed



AG004

AG005

AG028

AG029\*\*

AG037\*

**Glass options** - decorative triple glazed



AG035

AG036

AG040

AG041

AG043

AG047

\*The main feature in the glazing is available in red, blue, green or black. N.B. we create this stunning coloured effect through a mix of colours (not solid) to complement the door.  
 \*\*Diamond style glass available in black, green, blue, red or clear.


# Goodwood

The large glazed area with the elegant curved design makes this door extremely appealing. Stunning bevelled glass designs are certain to rebound the light creating a wonderful glow.



## Glass options - clear, obscure and leaded

Please see page 49 for the full choice  
of obscure glazing options.



Clear  
GW006



Obscure  
GW006



Satin etched  
GD041



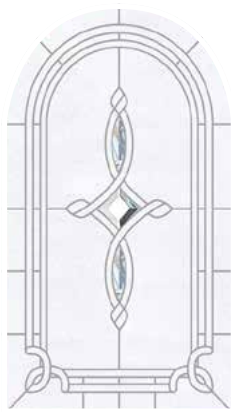
GW007



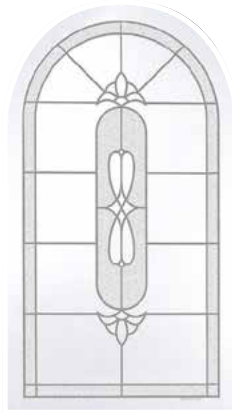
GW008

Matching side panels available

**Glass options** - decorative double glazed



GD001



GD002



GD027\*\*

**Glass options** - decorative triple glazed



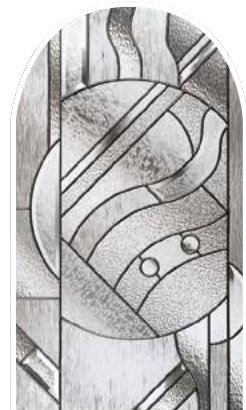
GD028



GD029



GD038



GD039

\*The main feature in the glazing is available in red, blue, green or black. N.B. we create this stunning coloured effect through a mix of colours (not solid) to complement the door.

# Newbury

This stylish design allows you to add your personal touches by customising it with your choice of glass, hardware and allowing light into your home.



## Glass options - clear and obscure

Please see page 49 for the full choice of obscure glazing options.



Clear  
NB009



Obscure  
NB009



Satin etched  
NB045



---

**Glass options** - decorative double glazed



NB001



NB023



Georgian



NB030\*

**Glass options** - decorative triple glazed



NB031



NB038



NB039



NB042



NB032



NB044

---

\*The main feature in the glazing is available in red, blue, green or black. N.B. we create this stunning coloured effect through a mix of colours (not solid) to complement the door.

# Newbury 3

The extra glazed panels make an all together more decorative door when combined with your choice of glazing.



## Glass options - clear and obscure

Please see page 49 for the full choice  
of obscure glazing options.



Clear  
NB011




Obscure  
NB011



Satin etched  
NB047

**Glass options** - decorative double glazed



NB005



NB033\*\*




NB028

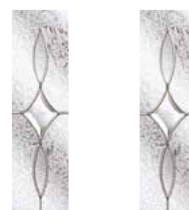
**Glass options** - decorative triple glazed




NB034




NB046



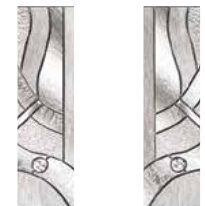
NB041



NB035



NB040



NB043

\*The main feature in the glazing is available in red, blue, green or black. N.B. we create this stunning coloured effect through a mix of colours (not solid) to complement the door.

# Sandown

For maximum light, this is the door for you. With a choice of contemporary new glass designs as well as some more traditional choices, the Sandown makes a perfect front or back door.



## Glass options - clear, obscure and leaded

Please see page 49 for the full choice  
of obscure glazing options.



Clear  
SD006



Obscure  
SD006



Satin etched  
SD041\*\*\*



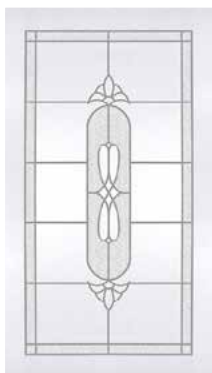
SD009



SD008

✓ Matching side panels available

### Glass options - decorative double glazed



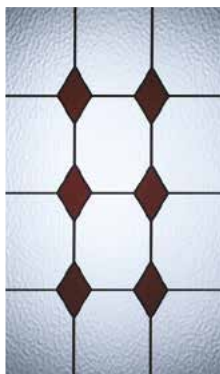
SD002



SD021




SD004



SD026\*\*



SD030\*



Georgian Bars

### Glass options - decorative triple glazed



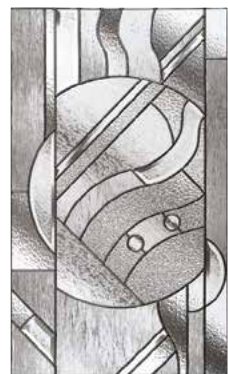
SD031



SD032



SD038



SD039

\*The main feature in the glazing is available in red, blue, green or black. N.B. we create this stunning coloured effect through a mix of colours (not solid) to complement the door.


\*\*Diamond style glass available in black, green, blue, red or clear.





# Contemporary Door Style

OPTIONS



# York

This contemporary design offers a modern appearance with glazing panels that allow individual style and natural light into your home.



## Glass options - clear and obscure

Please see page 49 for the full choice  
of obscure glazing options.



Clear  
WE006



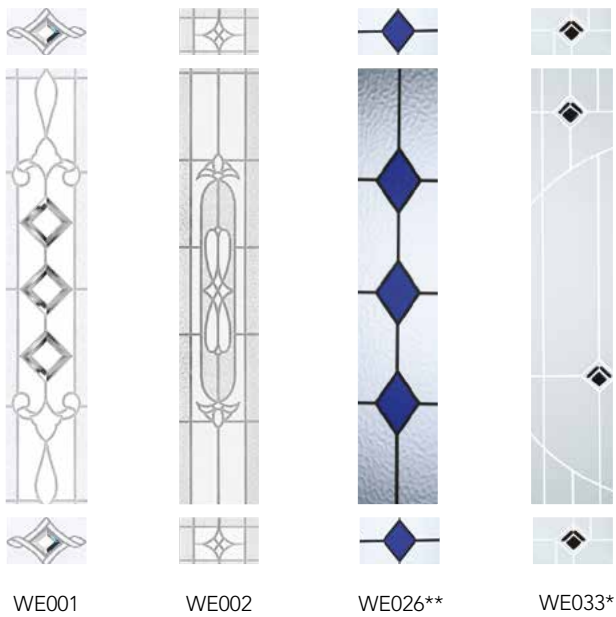
Satin etched  
WE043




Obscure  
WE006



**Glass options** - decorative double glazed



**Glass options** - decorative triple glazed



\*The main feature in the glazing is available in red, blue, green or black. N.B. we create this stunning coloured effect through a mix of colours (not solid) to complement the door.  
 \*\*Diamond style glass available in black, green, blue, red or clear. \*\*\*Satin etched glass.

# Plumpton

Our heritage cottage door gets a modern twist with glazing options that can be placed in three different locations.



Plumpton centre

## Glass options - clear and obscure

Please see page 49 for the full choice  
of obscure glazing options.



Clear  
PL021



Obscure  
PL021




Satin etched  
PL044\*\*

**Glass options - decorative double glazed**



PL032



PL026\*\*



PL002



PL024

**Glass options - decorative triple glazed**



PL038



PL039



PL040



PL043



PL041

*Plumpton left*



*Plumpton right*



\*The main feature in the glazing is available in red, blue, green or black. N.B. we create this stunning coloured effect through a mix of colours (not solid) to complement the door.

\*\*Diamond style glass available in black, green, blue, red or clear.

# Ascot

This elegant design features two half circle apertures with a wide choice of glazing to suit both traditional and contemporary properties.



Ascot vertical

## Glass options - clear and obscure

Please see page 49 for the full choice  
of obscure glazing options.



Clear  
NB009



Obscure  
NB009




Satin etched  
NB045

**Glass options** - decorative double glazed



NB001



NB030\*



NB042


**Glass options** - decorative triple glazed



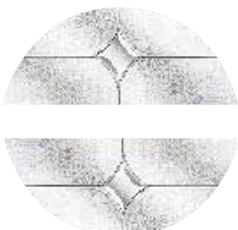
NB031



NB032



NB038




NB039



NB044

All glass designs can be used in both vertical and horizontal positions.

Ascot horizontal



\*The main feature in the glazing is available in red, blue, green or black. N.B. we create this stunning coloured effect through a mix of colours (not solid) to complement the door.





# Heritage Door Style

OPTIONS



# Cottage

The perfect cottage door that works in all types of properties old and new.  
**Solid option available on page 44.**



## Glass options - clear, obscure and leaded

Please see page 49 for the full choice  
of obscure glazing options.



Clear  
LG006



Obscure  
LG006



LG008



LG009




Satin etched  
LF035



**Glass options** - decorative double glazed

decorative triple glazed



LF002



LF021



LF029\*



LF031




LF028



LF030



LF032




Clear  
CT020



Obscure  
CT021



Satin etched  
CT020



CT025\*\*



Cottage diamond

\*The main feature in the glazing is available in red, blue, green or black. N.B. we create this stunning coloured effect through a mix of colours (not solid) to complement the door.

# Chepstow

Replicating a traditional timber tongue and groove door with a large glass design ideal for creating a light entrance. Often used as a back door, it would also look great on a cottage or country house.



## Glass options - clear, obscure and leaded

Please see page 49 for the full choice of  
obscure glazing options.



Clear  
SD006



Obscure  
SD006



Satin etched  
SD041

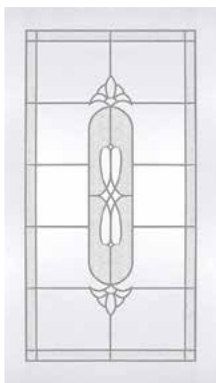


SD009




SD008

**Glass options** - decorative double glazed



SD002



SD026\*\*



SD004



SD030\*



SD021

**Glass options** - decorative triple glazed



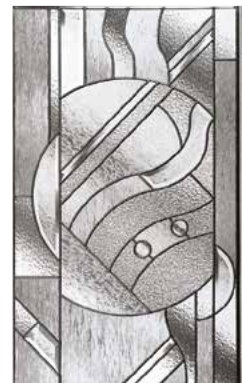
SD031



SD032



SD038



SD039

\*The main feature in the glazing is available in red, blue, green or black. N.B. we create this stunning coloured effect through a mix of colours (not solid) to complement the door.

\*\*Diamond style glass available in black, green, blue, red or clear.

# Solid Options

For those wanting to recreate a traditional timber door we have three great styles to choose from.

## Aintree

This classic style replicates traditional timber designs and is always a popular choice. Shown in blue with chrome letter plate, handle and numerals.

## Cheltenham

Another classic design, the Cheltenham has proven to be a top selling door. Shown in Green with Gold letter plate, handle and urn knocker.

## Cottage

The ideal door for rural properties or those looking to recreate the traditional cottage feel. Ideal as a back or front door this design is perfect for traditional properties wishing to maintain an authentic character.



Aintree Solid



Cheltenham Solid




Cottage Solid



# Side Panels

Adding side panels to your homes' front entrance can really create a feeling of grandeur. Used on either or both sides of the door the extra glazed areas allow more light into your home.



## Glass options

\* Please see page 49 for the full choice of obscure glazing options.



Clear  
CM006



Obscure  
CM006\*



Satin  
etched  
CM045

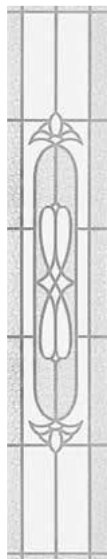
For more unusual size entrances where a composite side panel is not suitable, or for those requiring more light, we are able to offer a selection of glazed side light combinations.

N.B. Sidelights only available in a width of 457mm to 477mm.

**Glass options** - decorative double glazed



CM001



CM002



CM004



CM021



CM026\*




CM031\*

**Glass options** - decorative triple glazed



CM032



CM033



CM038



CM039



CM041



CM044

# Fire Doors

Our 30 minute fire doors have been designed to the highest specifications and tested to comply with the exacting standards of BS476 Parts 22 and 31.



As well as offering 30 minute fire resistance we are also able to offer a contemporary range of styles as shown below.







The doors are designed for most situations where building regulations require a fully approved FD30S fire doorset such as flats, shared entrances, links from house to garage, and multiple entrance dwellings.

The glazing options are Georgian wired polished plate with Clear, Cotswold, Minster or Stippolyte backing glass. All FD30S fire doors are supplied in PVC-U frames and with double glazed sidelights and toplights as required.

N.B. The fire door is available with a limited range of door furniture, please ask for more details.





# Obscure Glass

## OPTIONS

Choose your level of privacy by adding your choice of backing glass or keep it clear for maximum light.

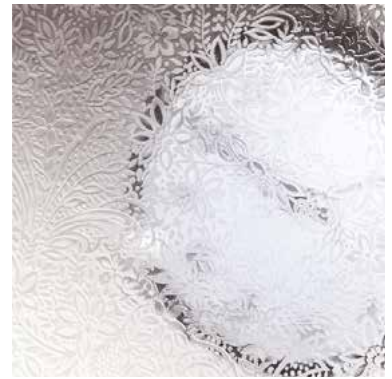
Doors which offer an obscure glass option can use any of the below designs.




Arctic



Autumn



Chantilly



Charcoal




Contora



Cotswold



Digital



Minster




Stippolyte





# Colour OPTIONS

Whether you opt for classic white or add a bold splash of colour, our composite door range will make a great first impression to your home.



White



Blue




Green



Red




Black




Rosewood




Antique Oak



Soft Cream



Chartwell Green




Duck Egg



Pastel Blue



Aubergine



Anthracite Grey

All doors are supplied with a white internal face and frame with the exceptions of Antique oak and Rosewood which can be supplied as colour on colour.

All colours are a visual representation only. Please ask for samples if you would like to see accurate swatches.





# Hardware OPTIONS

Once you have decided on your door style, colour and glass design you can really add the finishing touches with our stunning range of suited hardware.

**Complement your door with;** Handles, Pull bars, Knockers, Spy holes, Letter plates, Letters & Numerals.

**Available in;** Gold, Chrome, Black, White, Bronze, Graphite and Antique Black.

Weather bars are offered on all doors which helps protect the door during rain and snow storms. Weather bars are available to match the door colour.





# Premier Range

Our Premier Range offers a great selection of furniture as standard.

AS  
STANDARD  
ON ALL  
DOORS

## Handles



Gold



Black



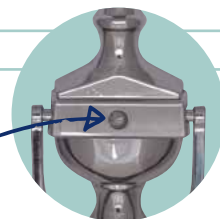
Polished  
Chrome



White

## Urn Knockers

Urn knockers are also available with a viewer.



Gold



Polished  
Chrome



Black



White



## Letter plates



Gold



Polished  
Chrome



Black



White

## Letters & Numerals



Black



Gold



White




Polished  
Chrome



# Premier Plus Range

With a wider selection of colours and accessories our Premier Plus range will be a great addition to your door.

## Handles



## Urn Knockers



## Horse Tail Knocker



Also available in black, white, bronze, antique black.

## Letter Plates



Gold



Chrome



Bronze



Graphite



Antique Black

## Letters & Numerals



Gold



Bronze



Graphite



Chrome



Antique Black

# Deluxe Range

Use these stainless steel products to add a real wow factor to your door. Available in polished gold or silver.



Add the finishing touches to our contemporary door range using this sleek range of accessories.

## Large Central Knob

Stainless steel



## Contemporary Knocker

Available in gold, silver, chrome, black, white, bronze, antique black.



Stainless steel

## Escutcheon

Stainless steel



## Pull Bars



400mm



600mm



1200mm



1800mm



# Hinge Range

Butt Hinge



Available in:  
White, brown.

2D Hinge





Available in:  
White, brown.

3D Hinge



Available in:  
Gold\*, chrome\*, bronze\*, graphite\*, silver, satin, white, black.  
\*3D hinges in these colours match Premier Plus hardware options.

### Colours options:

-  Gold\*
-  Chrome\*
-  Bronze\*
-  Graphite\*
-  Silver
-  Satin
-  White
-  Black
-  Brown



# Your Questions Answered

We know that any purchase for your home is important and naturally you may have some questions.

## **Who are we?**

We have been producing the highest quality windows, doors and conservatories since 1979, all whilst keeping up with the very latest in technological and legislative changes. As a leading manufacturer we now service the entire South of the U.K. – from Whitland to Epsom, and Gloucester to Plymouth – delivering twice weekly.

## **What guarantee does my door come with?**

We guarantee EVERY door for 10 years from the date of installation giving you peace of mind in your investment.

## **What security aspects does my door come with?**

We always fit the latest high security locking devices available to us. Each door comes with a full multipoint locking system which means that the door locks in three places along the opening section giving that extra strength against the frame of the door. If you would like to upgrade to the Secured by Design specification recommended by the police authority then please let us know when you place your order.

## **Are you environmentally friendly?**

Yes indeed, we take our environmental responsibilities seriously. We have the ability to recycle all our offcut material. Added to that we use recycled material (RCM) as a reinforcer in our door frames providing you with superior strength as well as offering a much more sustainable substitute to steel.

## **Are the doors thermally efficient?**

Yes we have worked hard to constantly improve the U-values of our doors. The U-value signifies the thermal efficiency of the door the lower the value the better the door. We have achieved some of the lowest values in the marketplace meaning that your heating bills will be lower and your house warmer.

## **What hardware can I choose?**

We are able to supply a full range of hardware to suit your chosen door. We offer a suited approach which means that all hardware matches whatever you order. Choose from a knocker, letterplate, numerals and spyhole. All our designs come in a choice of Gold, Chrome, Black, White or Bronze, Graphite and Antique Black.



## Glass choices

We offer a clear backing glass as standard. All our double glazed units are fitted with a high energy efficient and elegant black spacer bar as standard.

## What colour door can I order?

Please see page 51 for the full list of colours we offer. The inside of the door will be white unless otherwise stated. Woodgrain finishes may vary from door to door just like timber. The painting or staining process may result in some slight variation in colour. This adds to the aesthetics of the door finish.

## Does the door open to the right or left?

When your order is taken you will be given the choice of having the hinges on the left or right hand side.

## Is the door compliant?

Yes. All of our doors are fully compliant to the latest building regulations. You can also be assured that we are a BSI registered company which means that our management and quality control are right up to date throughout the manufacturing process. All doors have a rating of 1.5 W/m<sup>2</sup>/K or less and thus conform to the latest building regulations.





## Uncompromising Quality and Service.

For nearly 40 years we have been at the forefront of the UPVC industry. Continued investment in new sites, machinery and staff year on year ensures that our customers receive the best products backed by industry leading service.

To find out more about any products listed here, or services we provide, feel free to give us a call. We'll be more than happy to help.

<b>Head Office</b> T: 01656 746 650 F: 01656 746 786	<b>Bristol</b> T: 01179 413 013 F: 01179 413 012	<b>Camberley</b> T: 01276 469 212 F: 01276 469 213	<b>Cardiff</b> T: 02920 485 850 F: 02920 485 853
<b>Dartford</b> T: 01322 537 269 F: 01322 553 158	<b>Epsom</b> T: 01372 725 404 F: 01372 725 463	<b>Fareham</b> T: 01329 285 350 F: 01329 285 349	<b>Gloucester</b> T: 01452 304 107 F: 01452 304 109
<b>Newbury</b> T: 01635 886 047 F: 01635 365 01	<b>Plymouth</b> T: 01752 667 500 F: 01752 667 501	<b>Poole</b> T: 01202 710 300 F: 01202 710 302	<b>Porthcawl</b> T: 01656 670 340 F: 01656 746 121
<b>Swindon</b> T: 01793 484 519 F: 01793 497 036	<b>Tiverton</b> T: 01884 255 111 F: 01884 255 114	<b>Watford</b> T: 01923 920 948 F: 01923 271 077	<b>Whitland</b> T: 01994 240 652 F: 01994 240 653

E: [sales@suntradewindows.com](mailto:sales@suntradewindows.com) W: [www.suntradewindows.com](http://www.suntradewindows.com)



### Sun - A Name You Can Trust



Disclaimer: Due to our policy of continual improvement we reserve the right to change the specification on our products without prior notice. All photographs and diagrams are for illustration purposes only and are as colour accurate as the printing process allows. © Copyright reserved.